



INTELICHAIR OWNER'S MANUAL





- I. INTRODUCTION _____ 3
- II. SAFETY _____ 4
- III. QUICK START GUIDE _____ 8
- IV. HAND CONTROL REFERENCE GUIDE _____ 9
- V. ABOUT YOUR INTELICHAIR _____ 10
- VI. OPERATIONS _____ 12
- VII. CARE AND MAINTENANCE _____ 13
- VII. BASIC TROUBLESHOOTING _____ 14



SAFETY NOTICE

All SOUNDSTAGE - AURA® IntelliChairs provide for state-of-the-art features and components to provide safety, ultimate comfort and longevity with proper care. Before using your new IntelliChair for the first time, it is important to know and understand all information contained in this manual. If there are any parts that are not understood, please call your authorized Dealer. Failure to follow warnings, instructions and notes in this manual can result in personal injury, or product damage voiding the product warranty.

PURCHASER'S AGREEMENT

Upon acceptance of delivery of this product, you promise that you will not change, alter, or modify this product or remove or render inoperable or unsafe any guards, shields, or other safety features of this product; fail, refuse, or neglect to install any retrofit kits from time to time provided to enhance or preserve the safe use of this product.

SHIPPING AND DELIVERY

Before using your IntelliChair for the first time, please be sure your delivery is complete as some components may be individually pack-aged. If you do not receive a complete delivery, please contact your authorized provider or dealer immediately. Where damage has occurred during transport, either to the packaging or content, please contact the delivery company responsible.

Please take a minute to review the important safety symbols below that will appear throughout this manual. Read and understand completely for safe operation of your new SOUNDSTAGE - AURA® IntelliChair.



WARNING! Indicates a potentially hazardous condition/situation. Failure to follow designated procedures can cause either personal injury, component damage, or malfunction. On the product, this icon is represented as a black symbol on a yellow triangle with a black border.



MANDATORY! These actions should be performed as specified. Failure to perform mandatory actions can cause personal injury and/or equipment damage. On the product, this icon is represented as a white symbol on a blue dot with a white border.



PROHIBITED! These actions are prohibited. These actions should not be performed at anytime or in any circumstances. Performing a prohibited action can cause personal injury and/or equipment damage. On the product, this icon is represented as a black symbol with a red circle and red slash.

Please fill out the following and save for future reference:

info@Soundstageusa.com
SOUNDSTAGE-AURA IntelliChair DEALER"

Address:

Telephone:

Purchase Date:

NOTE: This owner's manual contains the most current specifications and product information available at the time of publication. SOUNDSTAGE USA reserves the right to update this document as necessary. There is a possibility that the changes may reflect slight variations from the illustrations and explanations from the product you have purchased. The most current version of this, manual can always be found at www.SoundstageUSA.com for your convenience.



Copyright ©
 SOUNDSTAGE USA, 2022

SOUNDSTAGE-AURA IntelliChair SAFETY SYMBOLS

The symbols below represent labels used on the Soundstage Aura® IntelliChair to identify warnings, mandatory actions, and prohibited actions. It is very important for you to read and understand these symbols completely. Do not remove these labels from your product. Please note that not all of the symbols may be used on your lift chair model.



Pinch/Crush Points Hazard! Do not place objects or appendages in the path of moving parts.



Electrical Hazard!!!



This product has been tested and complies to IEC 60601-1-2.



Read and follow the information in the owner's manual.



Do not connect an extension cord to the AC/DC converter.



Removal of grounding prong can create electrical hazard. If necessary, properly install an approved 3-pronged adapter to an electrical outlet having 2-pronged plug access.

Do not place objects under the chair. Make sure area is clear of obstructions, including pets and small children, during operation.

Do not place objects under the footrest when lift chair is in fully reclined position. Make sure area is clear of obstructions, including pets and small children, during operation.

Class II Equipment



Indoor Use Only. Avoid exposure to rain, snow, ice, salt, or standing water. Maintain and store in a clean and dry environment.



Degree of protection against electric shock.



Properly dispose of all electronic components, including the external transformer, hand control, batteries, actuator motors, and wiring. Contact your authorized **SOUNDSTAGE AURA® INTELLICHAIR** dealer or provider for more information.



Green LED on transformer indicates power to the unit is on. Not applicable to all models.



MANDATORY! Read and follow the information provided in this owner's manual before attempting to operate your **SOUNDSTAGE AURA® IntelliChair** for the first time.

MODIFICATIONS

DO NOT modify, add, remove, or disable any feature, part, or function of your **SOUNDSTAGE AURA® IntelliChair**. Unauthorized modifications may lead to personal injury and/or product damage and may also void your product's warranty.

*NOTE: Use genuine factory replacements parts only for all repairs and replacements. Genuine **SOUNDSTAGE AURA® IntelliChair** parts can be obtained from your authorized **SOUNDSTAGE AURA®** dealer / provider, or by calling 704-457.5755.*

The scissor and lift mechanisms are labeled to show pinch/crush point hazards on your **SOUNDSTAGE AURA® IntelliChair**. Keep clear of these areas and make sure the path of motion is unobstructed. See Figure 3.1 for pinch/crush point locations.



WARNING! Do not place objects or appendages in the path of ANY moving parts.

DEGREE OF PROTECTION/MODE OF OPERATION

- Class II equipment/Type B protection against electric shock
- Degree of protection against the ingress of solid/liquids—IPX0
- Mode of operation—Maximum Duty Cycle: 2 min. ON/18 min. OFF

STORAGE AND OPERATION

- Temperatures Transportation or storage: -104°F/-75°C to 158°F/70°C
- Operation: 50°F/10°C to 104°F/40°C

Electromagnetic and Radio Frequency Interference (EMI/RFI)



WARNING! Laboratory tests have shown that electromagnetic and radio frequency waves can have an adverse effect on the performance of electrically-powered devices, such as lift chairs.

Electromagnetic and Radio Frequency Interference can come from sources such as cellular phones, mobile two-way radios (such as walkie-talkies), radio stations, TV stations, amateur radio (HAM) transmitters, wireless computer links, microwave signals, paging transmitters, and medium-range mobile transceivers used by emergency vehicles. In some cases, these waves can cause unintended movement or damage to the control system of electrically-powered devices. The **SOUNDSTAGE AURA IntelliChair** user can help prevent electromagnetic interference by maintaining a minimum distance between portable and mobile RF communications equipment. It is recommended that at least 9 feet (3 meters) of distance be maintained between the **IntelliChair** and any handheld equipment emitting 10 W or more of output power. Refer to the manufacturer's literature for the handheld device to determine the maximum output of that device.

Every electrically-powered device has an immunity (or resistance) to EMI. The higher the immunity level, the greater the protection against EMI. Per EMC standards, this product has passed immunity testing and is rated as a Group 1, Class B product, meaning the **IntelliChair** uses RF energy only for its internal function. Therefore, its RF emissions are very low and are not likely to cause any interference in nearby electronic equipment, making the **IntelliChair** suitable for use in all establishments, including domestic establishments and hospitals.



WARNING! Be aware that cell phones, two-way radios, laptops, and other types of radio transmitters may cause unintended movement of your electrically-powered device due to EMI. Exercise caution when using any of these items while operating your SOUNDSTAGE-AURA® IntelliChair





WARNING! The addition of accessories or components to the IntelliChair can increase the susceptibility of the chair to EMI. Do not modify your chair in any way not authorized by your provider.

NOTE: If unintended motion occurs, discontinue use of the IntelliChair. Contact your authorized provider to report the incident.



1. UNPACK ALL PARTS
2. PLUG CHAIR INTO 110V ELECTRICAL OUTLET
3. PAIR REMOTE - SEE INSTRUCTIONS BELOW
4. ENABLE AURA FEATURE or CONNECT TO YOUR FAVORITE DEVICE



BLUETOOTH® PAIRING INSTRUCTIONS

1. PRESS MODE BUTTON (M) ON HAND CONTROL TO SWITCH BETWEEN AURA TO BLUETOOTH CONNECTION.
2. GO TO SETTINGS ON BLUETOOTH®ENABLED TV OR MOBILE DEVICES. LOOK FOR "SOUNDSTAGE" AND PAIR
3. ONCE PAIRED, LISTEN TO TV OR MUSIC; MAKE AND RECEIVE HANDS-FREE PHONE CALLS
4. TOGGLE BETWEEN BLUETOOTH®DEVICES AND AURA PERSONAL SOUND AMPLIFICATION BY PRESSING "M" BUTTON

FUNCTION INDICATOR LIGHT WILL LIGHT WHEN ANY KEY IS PRESSED



1. PRESS "**MODE**" BUTTON TO SWITCH BETWEEN AURA "AMBIENT" SOUND MODE FOR AMBIENT SOUND AMPLIFICATION.
2. PRESS "**MODE**" AGAIN TO SWITCH TO BLUETOOTH TO CONNECT TO MOBILE DEVICES.

Sofa Sound
 Model: HYK-590
 INPUT:DC29V 2.0A
 PRODUCERS:
 Shenzhen Saiyinwei Electronic Co.,Ltd

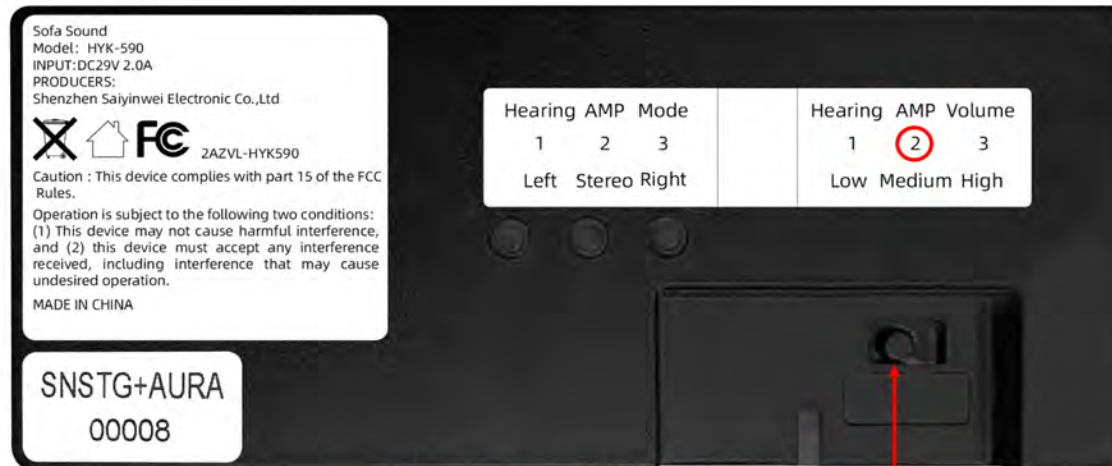
 2AZVL-HYK590

Caution : This device complies with part 15 of the FCC Rules.
 Operation is subject to the following two conditions:
 (1) This device may not cause harmful interference,
 and (2) this device must accept any interference received, including interference that may cause undesired operation.
 MADE IN CHINA



Hearing AMP Mode			Hearing AMP Volume		
1	2	3	1	2	3
Right	Stereo	Left	Low	Medium	High

US PATENT No 10,999,679



AURA AMBIENT SOUND VOLUME IS FACTORY PRESET AT LEVEL 2.
MOVING THE SWITCH TO THE RIGHT (POSITION 3) INCREASES THE AMPLIFICATION
MOVING THE SWITCH TO THE LEFT (POSITION 1) DECREASES THE AMPLIFICATION
(SWITCH IN ILLUSTRATION EXAMPLE IS CURRENTLY SHOWN AT LEVEL 1)

SOUNDSTAGE AND AURA PERSONAL SOUND AMPLIFICATION INCORPORATES PATENTED CUTTING-EDGE SOUND TECHNOLOGY INTO BEAUTIFUL DESIGNER SEATING THAT EVERYONE CAN ENJOY.

FIRST, WITH SOUNDSTAGE IMMERSIVE SOUNDBAR SEATING, IT'S LIKE HAVING HIGH-DEFINITION CONCERT QUALITY IN THE COMFORT OF YOUR FAVORITE NEW CHAIR. SOUNDSTAGE CONNECTS WIRELESSLY TO ANY  Bluetooth® ENABLED DEVICE, INCLUDING SMART TVs, LAPTOPS, TABLETS, GAMING SYSTEMS, AND OF COURSE, MOBILE PHONES FOR HANDS-FREE CALLING.

A SECOND TECHNOLOGY INCLUDES A PATENTED SYSTEM THAT AMPLIFIES AMBIENT SOUND WITHOUT THE USE OF HEADPHONES, OR BLUETOOTH® CONNECTIONS. AURA ALLOWS A USER TO HEAR A TV, OR A CONVERSATION FROM UP TO 25 FEET AWAY WITH CRYSTAL CLEAR CLARITY. SOUND CAN BE SENT TO THE USER'S RIGHT EAR, LEFT EAR, OR BOTH.

EVERY SOUNDSTAGE PRODUCT IS MANUFACTURED WITH THE HIGHEST QUALITY OF MATERIALS AND QUALITY CONTROL. EXPERTLY TAILORED IN EVERY DETAIL IN A WIDE RANGE OF TOP GRAIN PREMIUM ITALIAN LEATHERS, BREATHABLE POLYURETHANE COVERS, OR DESIGNER PERFORMANCE FABRICS

**SOUNDSTAGE® and AURA® / AURA PERSONAL SOUND AMPLIFICATION®
are REGISTERED TO SOUNDSTAGE USA, LLC**

**SIG BLUETOOTH OWNS ALL INTELLECTUAL PROPERTY AND TRADEMARKS OF BLUETOOTH® WORLDWIDE
SOUNDSTAGE USA HAS LICENSING RIGHTS TO USE THE BLUETOOTH® BRAND AND TRADEMARKS OF BLUETOOTH®
UNDER SIG BLUETOOTH DECLARATION D058278**

FCC AUTHORITY REGISTRATION NUMBER (FRN) 0029862075

US PATENT NO. 10,999,679

OPERATION PRECAUTIONS

Please use the following precautions during the operation of your INTELLICHAIR. Read and follow these precautions carefully in order to ensure safe chair operation and to prevent injury and/or product damage.

Plug the power cord directly into a nearby electrical outlet. NEVER use an extension cord!

- Periodically check the hand control for visible damage.
- Keep the hand control away from all heated surfaces.
- Ensure the hand control is out of the way before sitting in the chair.
- Keep children and pets away from all moving parts when operating the chair.
- Do not allow children to play on or operate the chair.

- Avoid pinch points, such as the scissor mechanisms. Keep hands and feet clear of these areas. Always leave the chair in an upright and closed position when not in use.
- NEVER sit or stand on the footrest.

PROHIBITED! Do not place objects under the chair. Make sure area is clear of obstructions, including pets and small children, while in operation.

WARNING! Prevent the risk of electrical shock, fire, falls, and/or being pinched. Follow all instructions and precautions provided.

HAND CONTROL OPERATION

The Hand Control that comes with every SOUNDSTAGE AURA IntelliChair is designed for simplicity, convenience and long life. Please refer to the Hand Control Section for additional information.

WARNING! NEVER lean on or apply downward force to the chair-back when the chair is in the fully reclined position. Doing so may cause the chair to tip, resulting in personal injury and/or product damage.



WARNING! NEVER use the footrest as a seat, or for purposes outside its intended use. Doing so could cause instability in the chair and place undue stress on chair components, resulting in personal injury and/or product damage.

Your SOUNDSTAGE AURA® IntelliChair will require routine maintenance checks. You can perform many of these checks, but others may require assistance from your authorized provider or dealer. Your new SOUNDSTAGE AURA IntelliChair will provide you with years of trouble free service by simply following a few easy steps in this guide.

FABRIC / LEATHER CARE

Visually inspect your fabric on a regular basis to look for any pulls or tears. All SOUNDSTAGE AURA IntelliChairs are covered with high quality nationally recognized fabric and Leather producers. Check with your authorized provider or dealer for the correct cleaning code and follow all instructions. Avoid leaving your chair in direct sunlight for prolonged periods of time.

NOTE: Do not use solvent-type cleaners to spot clean. Do not saturate the fabric. Prevent damage to the fabric; do not expose the chair to direct sunlight.

ELECTRONICS CARE

- Regularly inspect all wiring harnesses to make sure they are not damaged or frayed.
- If damage is present, unplug the chair and contact your authorized dealer at once.
- Keep all electronics free from moisture and temperature extremes. Warranty is limited to indoor residential use.
- **WARNING!** Even though the IntelliChair has passed the necessary testing requirements for ingress of liquids, the chair should be kept away from sources of dampness, including direct exposure to water or bodily fluids and incontinence.

DISPOSAL AND RECYCLING

Your IntelliChair must be disposed of according to applicable local and national statutory regulations. Contact your local waste disposal agency or authorized provider/dealer for information on proper disposal of lift chair packaging, metal frame components, fabric, electronic components, and batteries.



WARNING! Plastic bags are a suffocation hazard. Dispose of plastic bags properly and do not allow children to play with them.

On occasion, your *IntelliChair* chair may require troubleshooting. The following troubleshooting tips and FAQs should summarize what you need to know about your *IntelliChair*. If at any time you do not feel comfortable performing the troubleshooting steps listed in this manual, contact your authorized dealer for SOUNDSTAGE AURA® service. Please have the model number, serial number, and nature of the problem when calling.

FREQUENTLY ASKED QUESTIONS

What if my IntelliChair does not operate at all?

- Make sure the IntelliChair is plugged into a properly wired electrical outlet.
- Check the circuit breaker box connected to the electrical outlet to ensure the outlet is receiving power..
- Ensure that all cables are connected properly.
- Contact your authorized provider or dealer for further assistance.

What if my lift chair stops during a reclining cycle?

- Your lift chair is equipped with an internal thermal safety shutoff switch. Wait 3 minutes before attempting to operate reclining functions again.

Located inside the Control Box there is a thermal shutoff that prevents the motor from overheating. If the thermal shutoff activates, the chair will be temporarily inoperable.

Who do I call for service? Contact your authorized SOUNDSTAGE-AURA dealer for service.

AUDIO Remote Control Will Not Pair to a Device

- Remove batteries in the hand control.
- While holding RED Power Button on hand control, replace the batteries and then release the RED Power Button.
- If Hand Control is still unresponsive to pairing, unplug the IntelliChair from the power source, plug back in and repeat the above procedure for pairing.
- Make sure if another user has paired their mobile phone, or other device to the IntelliChair, that they have disconnected in order for you to pair your own device.

ALWAYS USE FRESH AAA BATTERIES IN THE HAND CONTROL

YOUR SOUNDSTAGE AURA® INTELLICHAIR HAS UNDERGONE AN EXTENSIVE INSPECTION PROCEDURE TO ENSURE YOUR TOTAL SATISFACTION.



œ TAILORING & WORKMANSHIP

œ APPEARANCE & COMFORT

œ PERFORMANCE TESTED

DATE INSPECTED

INSPECTOR

PRODUCT SERIES #



TOLL-FREE 888-578-8710

WWW.SOUNDSTAGEUSA.COM